Quantitative Quality Indicators (QQI)

Description:

- Quantitative Quality Indicators (QQI) are magnetic particle test pieces with artificial defects used to verify field direction and relative strength.
- The slim nature of these shims enables them to conform to curved part surfaces, typically secured in place through the application of permanent adhesives.
- The QQI indicator shims are packaged in sets of five.



Instructions:

- Keep the package of shims intact until ready for use. For corrosion prevention, QQIs are coated with a refined mineral base oil.
- Before application, Remove the Oil from QQI Shims with acetone, or an appropriate solvent.
- Ensure both the part and shim are clean and dry prior to application.
- Position the QQI flawside-down in close contact with the part, securing it on all four sides.
- Confirm that the surface opposite the flaw remains uncovered, with no air gap between the indicator and the part.
- Use non-fluorescent tape a robust permanent adhesive.
- The latter can be removed by soaking in acetone.

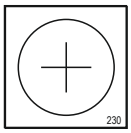	0.75-inch (19 mm) square shim with circle-cross notch pattern, 0.002-inch (0.05 mm)thickness with a notch depth of 30% of shim thickness
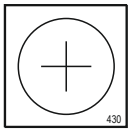	0.75-inch (19 mm) square shim with circle-cross notch pattern, 0.004-inch (0.10 mm)thickness with a notch depth of 30% of shim thickness

Specifications Compliance:

- AS 5371
- ASTM E1444
- ASTM E709
- ASTM E3024
- ASME BPVC Section 5 Article 7

ATPL / Leaflet / Quantitative Quality Indicators (QQI) 2026/01

© Copyright 2026 by Arora Technologies (P) Limited. Specifications are subjected to change without notice.

ARORA
Arora Technologies (P) Limited

Plot No. D-183/8, MIDC, TTC Nerul, Navi Mumbai, Maharashtra 400706, India
T: +91 22 6138 0600 | **E**: info@arorandt.com | **W**: www.arorandt.com